

National DVC Survey results

Domestic Violence Coordinator Survey - Coordinating the Future

This survey is being administered by Standing Together Against Domestic Violence in conjunction with the forthcoming conference; **COORDINATING THE FUTURE: A National Conference for those Delivering the Coordinated Community Response to Domestic Violence**. Standing Together coordinates a ground-breaking partnership response to the crime of domestic violence in the London Borough of Hammersmith & Fulham.

This questionnaire is aimed at Domestic Violence Coordinators (DVCs) or equivalent across statutory and voluntary sectors, nationwide. Its purpose is the identification of the realities of being a DVC in 2008 and to help move the agenda of domestic violence forward.

Results from the survey will be presented at the conference in London on April 23rd 2008 and will also be available from Standing Together in a post-conference report. We will ensure that messages resulting from this survey and the conference workshops are available to those who make domestic violence policies and provide funding to make change happen.

Note:

- When answering the questions please think about your current role
- The post of Domestic Violence Coordinator is referred to as DVC throughout the questionnaire (we are aware that a variety of titles are used to represent this position)
- All answers are strictly confidential

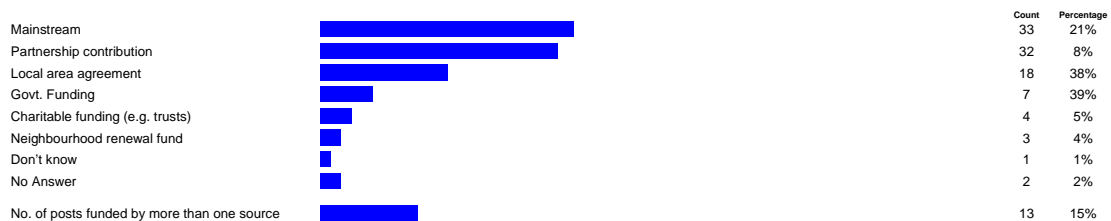
Thank you, on behalf of Standing Together, for taking part in this important survey.

1) Does your role incorporate other tasks aside from domestic violence? (tick all that apply)



Note that some respondents cover more than one of the above

2) How is your post funded? (tick all that apply)



N.B. All 'Govt. Funding' = Welsh Assembly

3) Are you responsible for managing the Domestic Violence Forum as part of your role?

	Count	Percentage
Yes	68	80%
On Occasion	10	12%
No	6	7%
No Answer	1	1%

4) Which of the following services for survivors of DV are you aware of in your area? (tick all that apply)

	Count	Percentage
Victim Support	81	95%
Women's Aid / Refuge	80	94%
IDVA	70	82%
Drugs & Alcohol Counselling	64	75%
Children's Worker	63	74%
Specialist DV services for Asian Communities	37	44%
Sexual Assault Referral Centre	38	45%
Specialist DV services for Black Communities	21	25%
Specialist DV services for other diverse groups (i.e. disabled / LGBT)	13	15%
Specialist DV services for other minority groups	9	11%
Other:	8	9%
- DV Family Safety Units		
- Community Perpetrator Programme		
- Council's DV Team		
- DV Outreach service		
- Schools Programme, Training, Safety Equipment Project		
- Support groups		
- Tenancy support		
- Family Crisis Group		

5) Please list the ethnic minority groups in your area with approximate percentage of total community. If unsure, please state 'don't know.'

	Count	Percentage
Below 5%	17	20%
5% - 10%	15	18%
11% - 15%	3	4%
16% - 25%	2	2%
26% - 35%	3	4%
35% - 50%	1	1%
More than 50%	1	1%
Don't Know	29	34%
No Answer	14	16%

Note that due to the wide variation of answers provided to this question, a full breakdown has not been provided here but can be provided on request to Standing Together. Many respondents provided 2001 census data for their particular area, which can be found at www.ons.gov.uk.

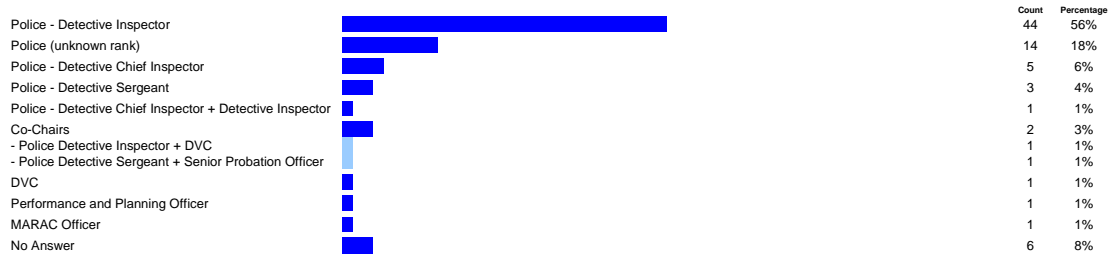
6) Do you have a Multi-Agency Risk Assessment Conference (MARAC) or similar in your area?

(MARAC – multi agency meeting which shares information and develops risk management plans for very high risk victims of domestic violence.)


	Count	Percentage
Yes - we have a MARAC	69	81%
Yes - we have something similar to a MARAC	9	11%
No - we do not have a MARAC or similar in the area	6	7%
No Answer	1	1%

7) If you have a MARAC or similar in your area:
 (note that percentage provided below are of the respondents who stated they have a MARAC or similar in their area)

1. Who chairs this? (state position/organization)



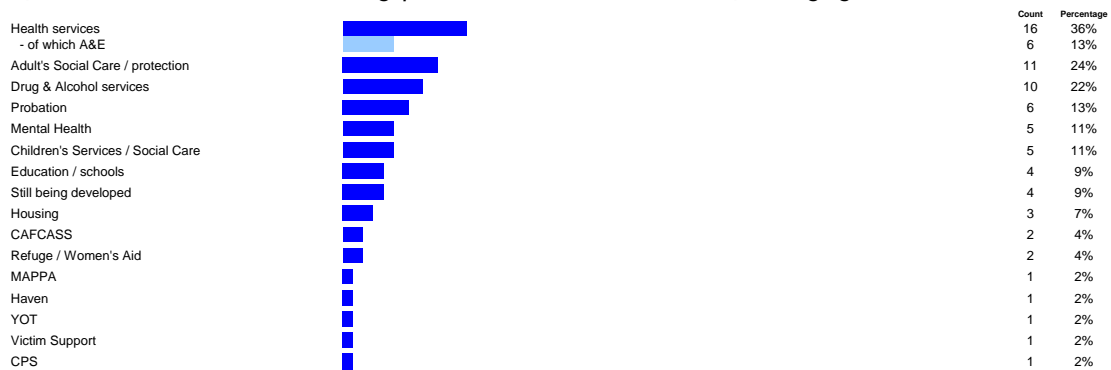
2. How often do you meet? (e.g. weekly/monthly)



3. Are there any significant gaps in attendance? (state positions)



Of those who stated that there were gaps in attendance to MARAC, the following agencies were mentioned:



4. What is the average number of cases you deal with in each meeting?



5. If you have something similar to a MARAC please briefly describe:

- “Called a Safety Planning Panel – a MARAC in all but name.”
- “Currently formulating a MARAC, have had Case Panel”
- “DV Case Panel meeting”
- “The Panel is chaired an independent member but he is a member of DV Forum and the panel is led by the Police. Primarily reviews murders when they occur. Will review when a request is made to review most at risk cases.”
- “MAPPA - MARAC will be available soon.”
- “Domestic Violence High Risk Panel.”

- No Answer x 3

8) Do you have a Specialist Domestic Violence Court (SDVC) in your area?

(note that percentage provided below are of the respondents who stated they have an SDVC their area)

	Count	Percentage
Yes	41	48%
In Progress	19	22%
No	25	29%

9) If you have an SDVC in your area, please answer the following:

1. Overall, how well do you feel it's performing?

(Use scale 1-5 with 5 being very well and 1 being poorly)

	Count	Percentage
One	0	0%
Two	5	12%
Three	12	29%
Four	15	37%
Five	3	7%
Too early to judge	2	5%
Don't Know	1	2%
No Answer	3	7%

2. What would you say are the good elements? (list briefly)

	Count	Percentage
IDVA support / Witness care	18	44%
Partnership / Agency engagement / Effective communication b/w agencies	15	37%
Training of staff / judiciary	8	20%
Dedicated roles / staff	5	12%
Focus on DV / increased recognition	4	10%
Clustering / Fast tracking of cases	4	10%
More prosecutions / fewer withdrawals	4	10%
Facilities for victims (e.g. separate entrances, etc.)	3	7%
Effective operational group	2	5%
It exists!	2	5%
Coordination	1	2%
Identification of DV cases	1	2%

3. What would you say are challenges? (list briefly)

	Count	Percentage
Listings issues (capacity / appropriate listing / listing o/s SDVC)	14	34%
Magistrates' awareness / sentencing	8	20%
Ensuring consistency / procedures at ground level	6	15%
Data collection / monitoring	6	15%
Commitment from some partners *	5	12%
Competing targets / focus of CJS & Voluntary Sector agencies	4	10%
Facilities (e.g. finding safe area for victims to wait)	3	7%
Commitment to SDVC programme	3	7%
Funding for IDVA	2	5%
Coordination	2	5%
Conviction rate not improving	1	2%
Equality & Diversity	1	2%
Importance of DV being recognised	1	2%
Waiting list for IDAP	1	2%

* Specific agencies mentioned: CPS x 2; Probation x 1

4. Is it a fast track, cluster, combination of both, or trials only court?

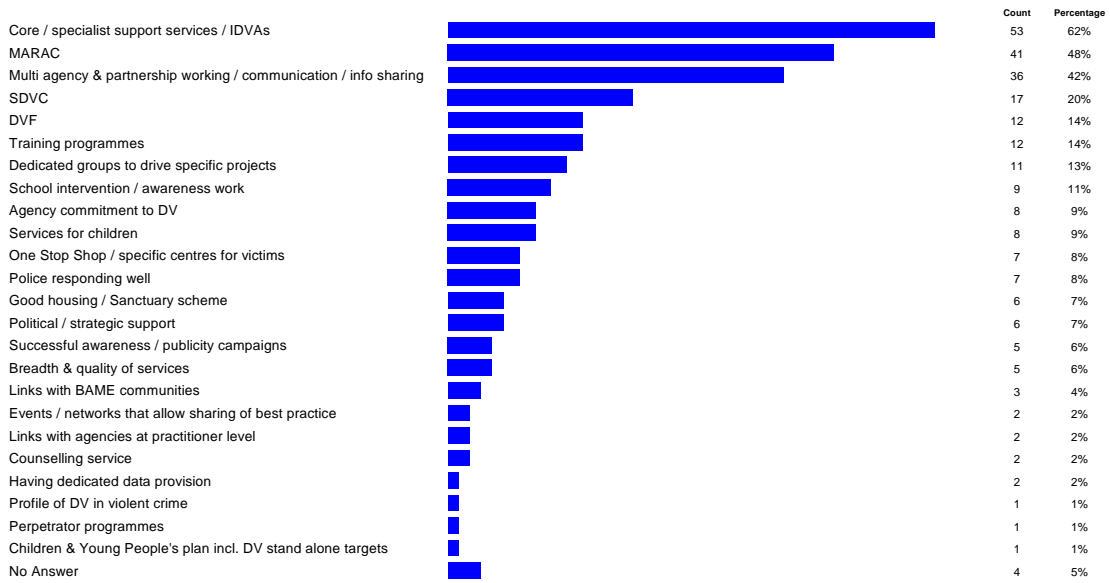
	Count	Percentage
Combination	16	39%
Cluster	11	27%
- with CJSSS	1	2%
- with Specialist Panel	1	2%
- with trials	2	5%
Fast Track	6	15%
Specific hearing types only	4	10%
- Early hearings	1	2%
- Pre-Trial Reviews	1	2%
- Trials	2	5%
Don't Know	1	2%
No Answer	3	7%

10) Thinking about your role, what would you say are the main problems/barriers that you encounter? Briefly list (e.g. funding, provision of services, partner influence, strategic support, functioning of DVF, etc.)

	Count	Percentage
Funding	62	73%
Strategic support / commitment from Senior Management	28	33%
Commitment / understanding of importance of DV from partners*	20	24%
Limited time / resource to do role / lack of admin support	15	18%
Getting / keeping DV on the agenda / mainstream	14	16%
Provision of services	13	15%
Influencing partner agencies	12	14%
Negotiating politics / getting partners to work together	11	13%
Functioning of DVF	8	9%
Competing partner priorities	6	7%
Lack of / limited services for children	5	6%
Limited services for lower risk / emotional support for victims	5	6%
Awareness raising / publicity within the community	4	5%
Lack of perpetrator programmes	3	4%
Not being included in policy consultations	3	4%
Obtaining meaningful data	3	4%
Large geographical area to cover	2	2%
Limited training for practitioners	2	2%
Issues around no recourse	1	1%
Lack of survivor consultation	1	1%
No Answer	3	4%

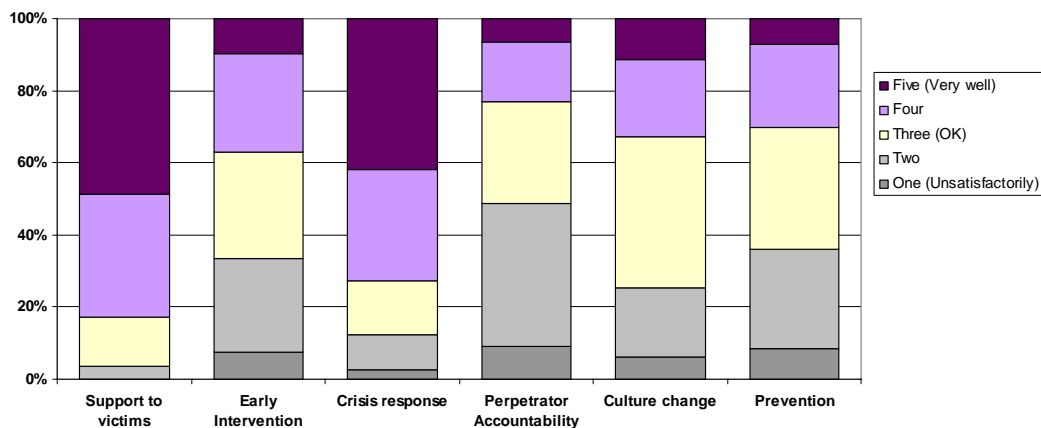
* Health sector specifically mentioned by 5 respondents

11) What would you say works well in your role/area? Briefly list (e.g. as above + services to victims, children's services, IDVAs, SDVCs, MARACs, etc.)



12) How well would you say your DV partnership delivers the following?
(please rank from 1-5, with 5 being very well and 1 being unsatisfactorily)

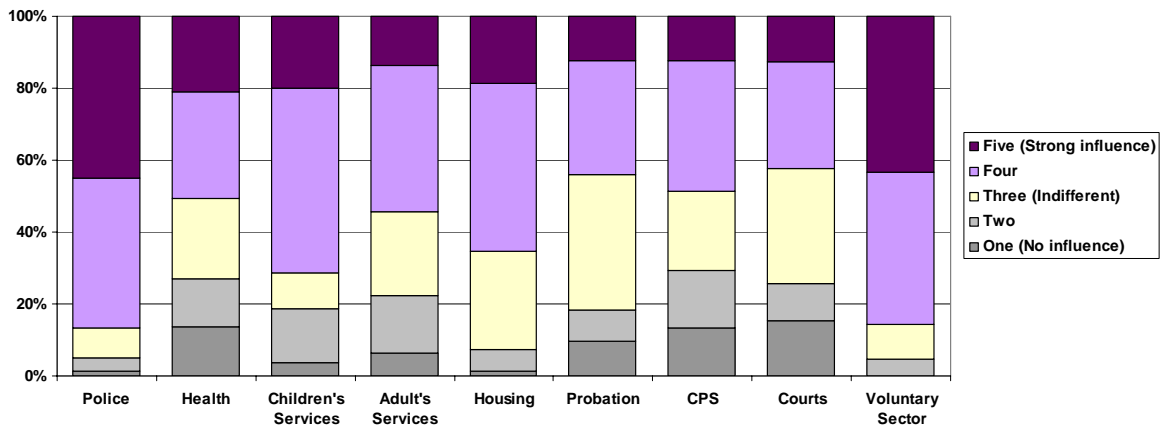

Rating	Support to victims	Early Intervention	Crisis response	Perpetrator Accountability	Culture change	Prevention
One	0 0%	6 7%	2 2%	7 8%	5 6%	7 8%
Two	3 4%	21 25%	8 9%	31 36%	15 18%	23 27%
Three	11 13%	24 28%	12 14%	22 26%	33 39%	28 33%
Four	28 33%	22 26%	25 29%	13 15%	17 20%	19 22%
Five	40 47%	8 9%	34 40%	5 6%	9 11%	6 7%
Don't Know	1 1%	2 2%	2 2%	3 4%	4 5%	1 1%
No Answer	2 2%	2 2%	2 2%	4 5%	2 2%	1 1%



13) In your role of DVC what influence do you feel you have with the following agencies in relation to their approach to domestic violence?

(please rank below from 1-5 with 5 being strong influence and 1 being no influence – please note additional tick box if agency listed is not part of the partnership)

Rating	Police	Health	Children's Services	Adult's Services	Housing	Probation	CPS	Courts	Voluntary Sector
One	1 1%	11 13%	3 4%	5 6%	1 1%	8 9%	11 13%	12 14%	0 0%
Two	3 4%	11 13%	12 14%	13 15%	5 6%	7 8%	13 15%	8 9%	4 5%
Three	7 8%	18 21%	8 9%	19 22%	22 26%	31 36%	18 21%	25 29%	8 9%
Four	34 40%	24 28%	41 48%	33 39%	38 45%	26 31%	30 35%	23 27%	35 41%
Five	37 44%	17 20%	16 19%	11 13%	15 18%	10 12%	10 12%	10 12%	36 42%
Agency not in Partnership	1 1%	1 1%	1 1%	2 2%	1 1%	0 0%	0 0%	1 1%	0 0%
No Answer	2 2%	3 4%	4 5%	2 2%	3 4%	3 4%	3 4%	6 7%	2 2%



I4) What would you say has been the most significant positive change in the domestic violence sector in the last 5 years?

	Count	Percentage
Development of MARAC	19	22%
Recognition that DV as a public issue	16	19%
IDVAs	13	15%
Partnership working / multi agency / Coordinated Response	12	14%
Awareness raising of impact of DV	12	14%
SDVC	11	13%
DV on political / government agenda	10	12%
Improved police response	7	8%
National plan / standards	6	7%
Changes in legislation (e.g. child protection, DV Act, etc.)	5	6%
Culture change	5	6%
DVC as dedicated role	4	5%
Use of risk assessment tools	4	5%
Specialist services	3	4%
High profile of BME issues (HBV / forced marriage)	1	1%
No Answer	6	7%

15) What 3 new policies would you seek to introduce in your area in order to continue to develop a better response to domestic violence?

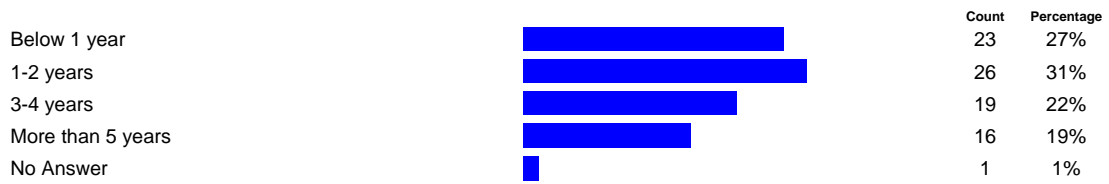
	Count	Percentage
DV policies / protocols	35	41%
- DV Workplace policies across agencies	13	15%
- Routine enquiry / referral	6	7%
- Health sector DV policy	4	5%
- Protocols for early identification / intervention / prevention	4	5%
- Implement existing policies, procedures, guidance, etc.	1	1%
- Victims and Witnesses protocol for SDVC programme	1	1%
- Dealing with disclosure policy for individual agencies	1	1%
- Baseline DV policies across the board	1	1%
- Mandatory recording & reporting of DV in all health sections	1	1%
- No Recourse to Public Fund policy	1	1%
- Minimum standards for DV services	1	1%
- DV working practice policy within all agencies	1	1%
Specialism	32	38%
- Alcohol & links to DV	4	5%
- More support for victims with specific needs (e.g. Mental Health, substance misuse)	4	5%
- Services for no recourse	4	5%
- Specialist services / refuge provision for BAMER victims	4	5%
- IDVAs	3	4%
- One Stop Shop / dedicated advice service	3	4%
- Mapping of services / support	2	2%
- MARAC	2	2%
- SARC (Sexual Assault Resource Centre)	2	2%
- Create a substance misuse info sheets	1	1%
- Information / support for male victims	1	1%
- Dedicated DV champions from different agencies	1	1%
- Crisis response team	1	1%
Funding	23	27%
- Commitment to funding / funding policies	16	19%
- Sustainable funding for all	2	2%
- Funding for outreach	1	1%
- Money allocated for service development to meet identified need	1	1%
- Funding for MARAC	1	1%
- Redistribution to fund DV services - this is cost effective and preventive	1	1%
- Permanent funding for DVC post	1	1%
Children / Young People	18	21%
- DV included in school curriculum / children's groups	9	11%
- Children's work to become mainstreamed	3	4%
- Develop schools protocols / training	2	2%
- Young Person's DV Coordinator	1	1%
- Children's work and it's link into SIM developments	1	1%
- Funded and consistent schools project	1	1%
- Children & Young People - tagging and risk assessment	1	1%
Training / awareness	18	21%
- Mandatory DV training for all agencies	8	9%
- A demand for GPs to have training	4	5%
- More public awareness raising	3	4%
- IDVA paid training by Govt. Office as a requirement of Specialist DVC status	1	1%
- Raised awareness of Honour Based Violence & Forced Marriage	1	1%
- Training for school staff	1	1%

Continued...

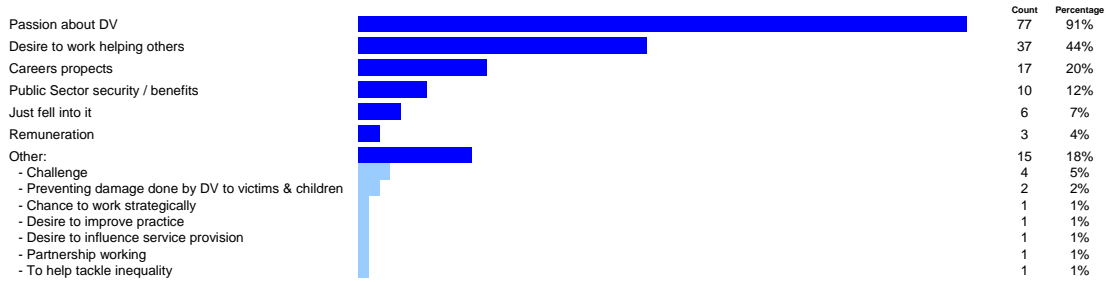
What 3 new policies would you seek to introduce in your area in order to continue to develop a better response to domestic violence? (Continued)

	Count	Percentage
Data monitoring / information sharing	13	15%
- Information Sharing / data collection	7	8%
- Multi agency database / case management system	3	4%
- Social Services, Education and Health to provide quarterly statistics	1	1%
- A clear policy on exchange of information	1	1%
- Routine information sharing with schools on domestic violence	1	1%
Multi agency / Coordination	11	13%
- Multi-agency accountability / protocols	7	8%
- Better links to sexual violence services	1	1%
- Coordination of services	1	1%
- Linking of Anti-Social Behaviour policy to protocol on DV	1	1%
- Third sector partnership	1	1%
Criminal Justice	10	12%
- SDVC	8	9%
- Better Court conditions for victims bringing cases through judicial system	1	1%
- CPS different threshold for charging DV	1	1%
Housing	7	8%
- More flexible housing policy / Sanctuary provision / inc. alternative to refuge	4	5%
- More refuge spaces	1	1%
- Re-housing the perpetrator not the family having to move	1	1%
- Abolish Supporting People	1	1%
Mainstreaming	7	8%
- Mainstreamed services	2	2%
- DV to become a Statutory Service	1	1%
- Schools to mainstream DV issues with Child Protection issues	1	1%
- Service standards	1	1%
- All commissioning activity to include DV	1	1%
- Mainstreaming domestic abuse policy	1	1%
Perpetrators	7	8%
- Perpetrator work in non convicted sector	4	5%
- Defined perpetrator accountability	1	1%
- Extension of IDAP	1	1%
- Structure engagement of YOS & YIP with young DV perpetrators	1	1%
Agency accountability	5	6%
- More Local Authority accountability for DV	1	1%
- Probation to be officially signed up & attending MARACs and Forum meetings	1	1%
- Agencies to publicly set out how they will contribute to DV agenda	1	1%
- Make GPs more responsible for DV	1	1%
- National health targets on DV	1	1%
Risk assessing	5	6%
- Uniform risk assessments for all agencies	3	4%
- Better risk assessment of offenders	1	1%
- Risk Assessment of children exposed to DV	1	1%
Other	14	16%
- Sustainability / monitoring of service provision	2	2%
- Target hardening	2	2%
- Service User influence	1	1%
- Compulsory secondment of staff from other agencies to the DV units	1	1%
- Integration of specialist services to provide effective holistic response	1	1%
- Connect child protection with DV support for the non abusive parent	1	1%
- Local Authority SLA that supported the Integrated Care Pathway for DV	1	1%
- Responses to whole families impacted by da	1	1%
- Early intervention	1	1%
- Temporary removal of perpetrator after a violent incident report	1	1%
- Pilot trial of Conditional Cautioning linked to VPP & issues of child contact	1	1%
- A MARAC type system for the 'medium' risk (preventative slant)	1	1%
No policies suggested	16	19%
Only 1 policy suggested	20	24%
Only 2 policies suggested	27	32%

16) How long have you held your current post?



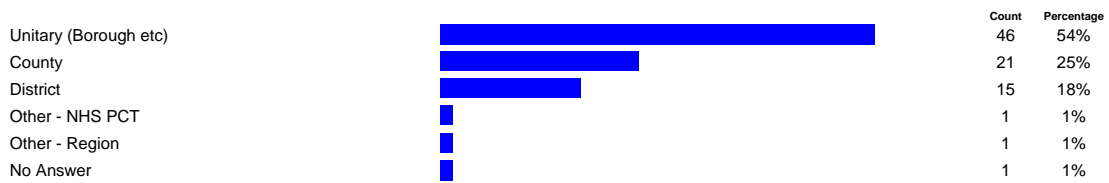
17) Why did you take on this role of DVC? (tick all that apply)



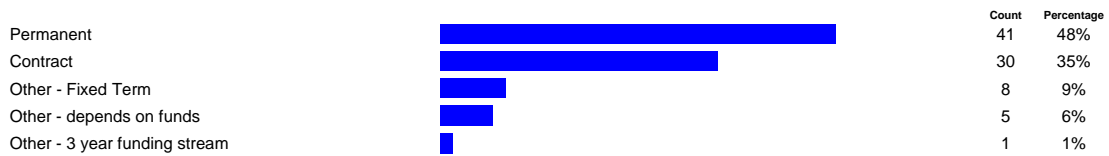
18) In which location does your role sit?



19) What type of local authority structure do you coordinate in?

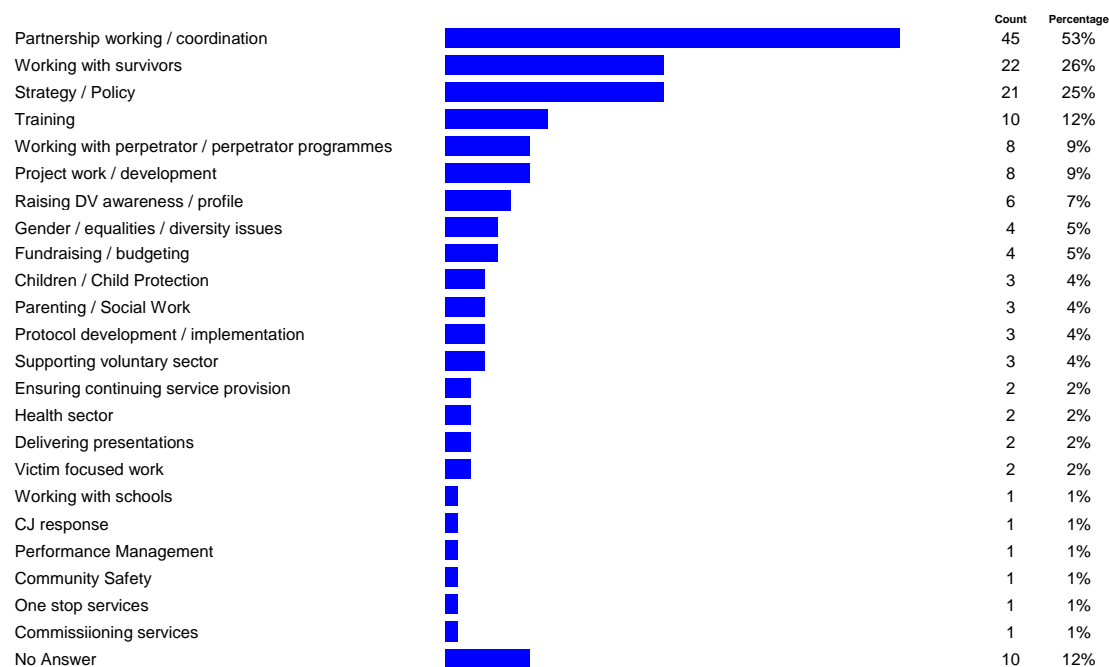


20) Is your current post:

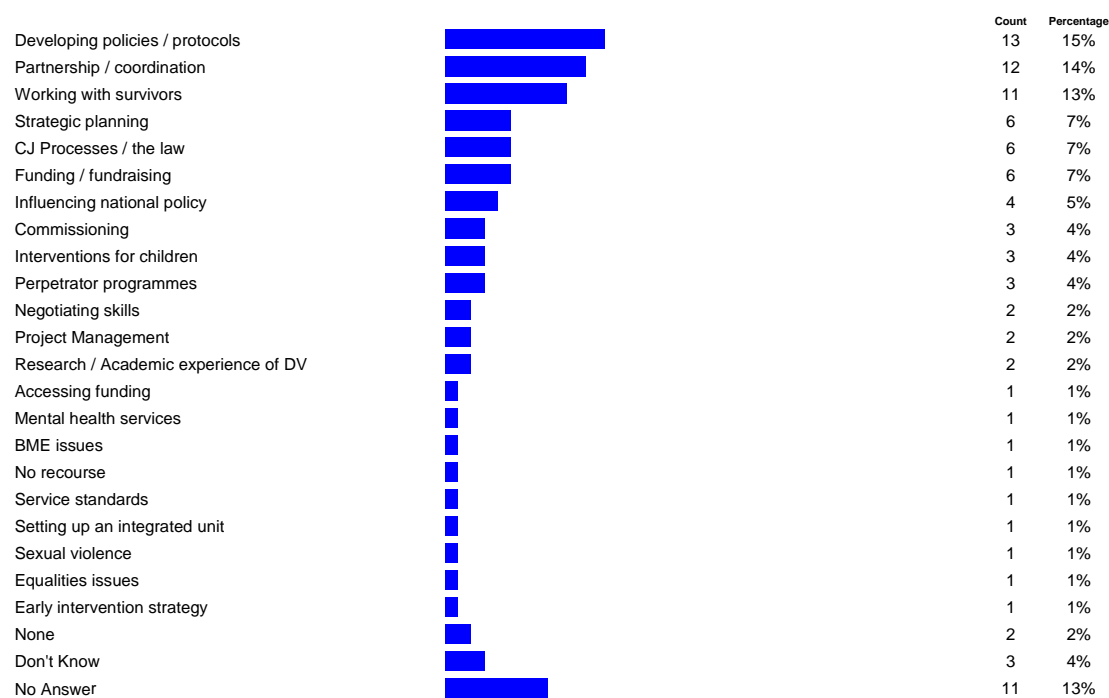


21) There are a multitude of skills and experts in the DVC world. The following 3 questions are asked with a view to linking DVCs together to develop or pass on new skills.

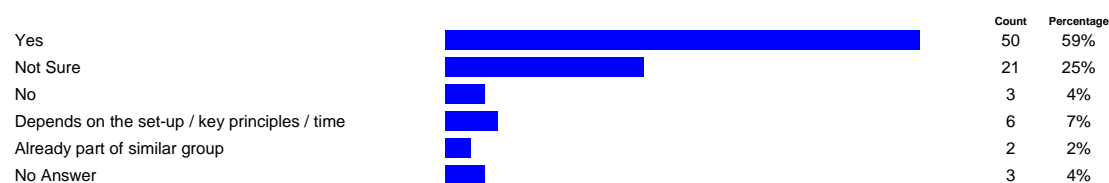
Do you consider yourself to have a specific area of expertise, and if so what is it? (e.g. *working with victims, policies, partnership coordination*)




22) Is there a key area where you would like to develop your knowledge? (e.g. *working with victims, policies, partnership coordination*)



23) Would you be happy to be paired/grouped in a support group with colleagues who would benefit from your areas of expertise or who have experience of the areas in which you would like to develop?



24) Please indicate your annual salary as DVC. Your answers are strictly confidential.



25) Standing Together believe that there should be an association of Domestic Violence Coordinators. This would provide a source of information, contacts and best practice specific to the area in which DVCs work. As importantly it should be able to give a stronger voice to coordinators in the development of policy and legislation. Standing Together would be prepared to take on the role of administering such an association but it would require resources to manage the tasks involved.

Thinking about the idea of a DVC Network, please answer the following questions:

Do you think such an association is a good idea?



26) Please indicate how useful you might find the following if it were provided by a DVC network. (please use the scale 1-5 with 5 being very useful and 1 being not useful at all)

Rating	Contacts in the DV field	Current research on DV	Areas of best practice	Updates to the law re: DV	Directory of DV services	Quarterly regional DV meetings	Annual national DVC meeting	DVC online community message board	DV positions vacant
One	1 1%	0 0%	0 0%	0 0%	1 1%	2 2%	0 0%	1 1%	2 2%
Two	1 1%	1 1%	1 1%	1 1%	3 4%	1 1%	1 1%	1 1%	1 1%
Three	3 4%	1 1%	2 2%	2 2%	9 11%	12 14%	3 4%	11 13%	21 25%
Four	24 28%	18 21%	12 14%	23 27%	22 26%	27 32%	31 36%	24 28%	20 24%
Five	55 65%	65 76%	69 81%	59 69%	49 58%	41 48%	48 56%	47 55%	38 45%
No Answer	1 1%	0 0%	1 1%	0 0%	1 1%	2 2%	2 2%	1 1%	3 4%

Not Useful
↑
Indifferent
↓
Very Useful

27) What do you think would be a reasonable price to pay for such an association?



28) Would you be happy for Standing Together to take the lead on setting up this association?

